

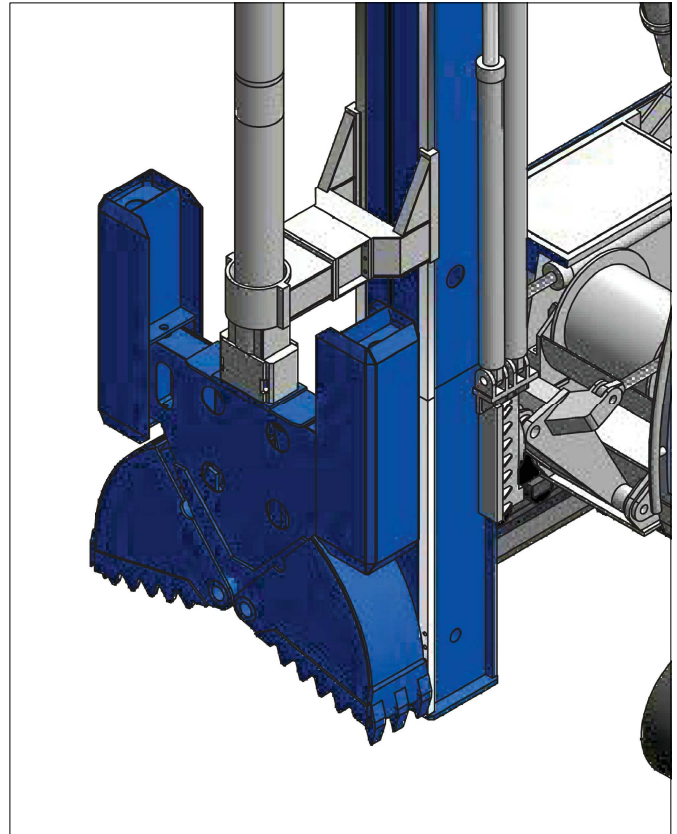
E 9080

SP - HG

DIAPHRAGM WALL KIT



The diaphragm wall grab is mounted on the Kelly of the SP Kit instead of the standard tool



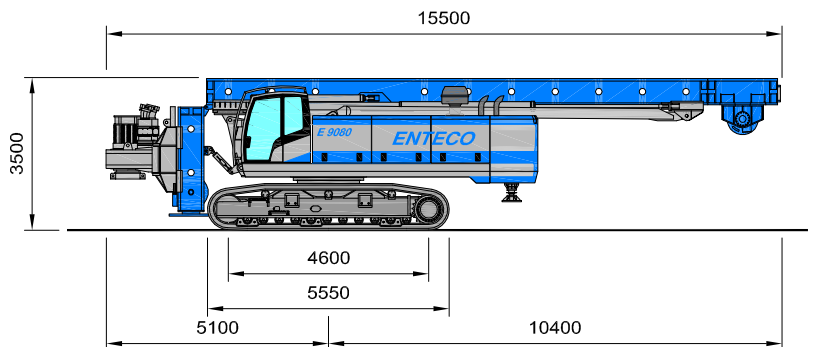
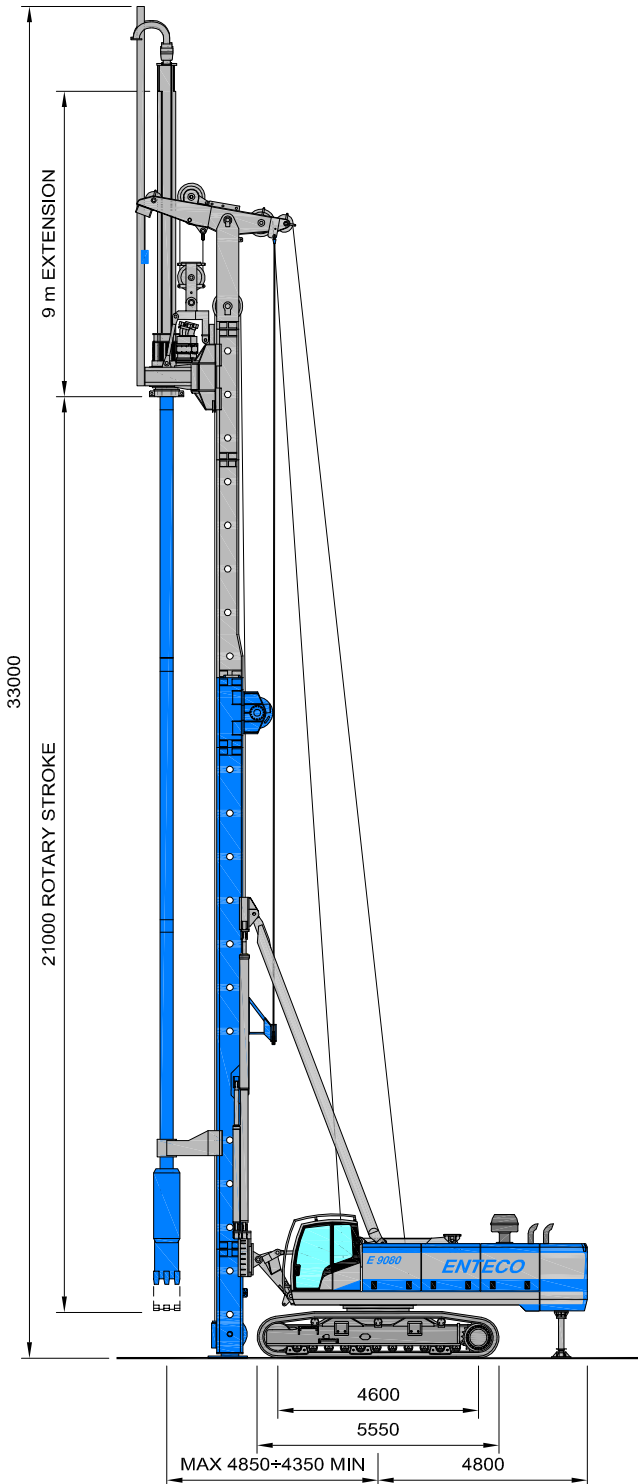
The benefits of the new SP-HG Kit are:

- Low initial investment;
- Self-erecting equipment (no service cranes are needed) ;
- Accurate excavation verticality, thanks to the patented ENTECO coupling joints and Kelly (forming an extremely rigid mono-block Kelly) ;
- Excellent penetration capacity even in very stiff soil, thanks to the thrust provided by the SP Kelly to the grab (pull-down winch) ;
- Excellent productivity due to the high winch speed;
- Standard grab rotation of +/- 45 degrees. A kit which rotates the grab 180° at every trenching cycle is also available;
- Outstanding excavation depth: 36 m;
- Minimum panel size: 300 mm x 2000 mm (or 2500 mm) ;
- Maximum panel size: 1500 mm x 2500 mm (or 3000 mm) .

E 9080

SP - HG

DIAPHRAGM WALL KIT



E 9080 SP-HG DIAPHRAGM WALL KIT

OPERATING WEIGHT	ton	up to 90
-------------------------	-----	----------

Max depth	m	36
-----------	---	----

MAST

Mast vertical travel	mm	2000
----------------------	----	------

CROWD SYSTEM

Rotary stroke	mm	21000
---------------	----	-------

Crowd force	kN	330
-------------	----	-----

Extraction force	kN	870
------------------	----	-----

GRAB

Model		ENTEKO HG3	ENTEKO HG4
-------	--	------------	------------

Width of trench	mm	300+1200	400+1500
-----------------	----	----------	----------

Length of trench	mm	2000-2500	2500-3000
------------------	----	-----------	-----------

Kelly extension	m		6, 9, 12, 15
-----------------	---	--	--------------

ROTATION OF GRAB

Standard			±45°
----------	--	--	------

Option (180° kit)			180°±45°
--------------------	--	--	----------

E 9080 - BASE MACHINE

CRAWLERS

		STANDARD	OPTION
--	--	----------	--------

Overall width	mm	3000+4500	3200+4700
---------------	----	-----------	-----------

Track pads	mm	900	1000
------------	----	-----	------

Crawler drive speed	km/h	1.8	1.8
---------------------	------	-----	-----

DIESEL ENGINE

		STANDARD	OPTION
--	--	----------	--------

Model	CATERPILLAR	C15 Tier 3	C15 Tier 4 Final
-------	-------------	------------	------------------

Max power	HP/kW	540/403	540/403
-----------	-------	---------	---------

Fuel tank capacity	litres	750	750
--------------------	--------	-----	-----

MAIN WINCH

Max line-pull 1st layer	kN		270
-------------------------	----	--	-----

Free-fall device			option
------------------	--	--	--------

AUXILIARY WINCH

		STANDARD	OPTION
--	--	----------	--------

Max line-pull 1st layer	kN	100	150
-------------------------	----	-----	-----

Free-fall device		option	option
------------------	--	--------	--------



Via Kennedy, 16 - 30024 MUSILE di Piave - VENEZIA - ITALIA

Tel +39 0421 67.99.77 - Fax +39 0421 67.99.93 - e-mail: info@entecodrill.com - www.entecodrill.com

E9080 SP-HG 106C-167 20160715